

soy cheese cafe

A delicious game
to excel in multiplication



LOGIC ROOTS

Reinventing how kids practice Math


As you open the box...



Starter food coins
from 2 to 50



Challenge food coins
from 51 to 100



Rulebook



1 Spinner



Buggy food coins




Bonus coins



Desert coins



Waste bin



Food basket



4 Cloth bags

3 game plays

Party Rush – Easy, Cooperative

Finger Foods – Easy, Competitive

Master Chef! – Intermediate, Competitive

The cheese fight

Say Cheese Cafe is holding its annual challenge where the best and brightest mice compete. Each mouse brings her bag of food. The winner of the challenge gets to take home all the delicacies out there including cheese, pizzas, pastas, deserts and more.

Are you up for it? SAY CHEESE!



Use your storytelling skills here. When kids are drawn into the story, they enjoy even more.

1+
players

6Y+

Party Rush

Easy, Cooperative

Setup the game

Take out the food basket and put all starter food coins in it i.e. coins with numbers from 2 to 50



Who wins?

It is time for a party but all the food is mixed up. Dig out only the correct food coins from the food basket to prepare for the guest. Do it quickly. It is a cooperative game and we all win.

You can up the challenge by playing for the table of larger numbers or by adding the challenge coins

How to play

1. Select a number whose table you wish to play for. Say 3! Announce it aloud



2. All the players must dig in to the food basket and pull out all the food coins that come in the times table of 3

3. Your mission is complete when you pull out 8 correct coins.




Finger foods

Easy, Competitive

Setup the game

1. Take out the food basket
2. Take the starter food coins. These are food coins with numbers from 2 to 50
3. Divide these coins roughly equally among all players
4. Players will put these coins in their cloth bags



Who moves first?



The youngest player will make the first move. Others will move in a clockwise direction from her.

Who wins?

The game ends when one of the player runs out of coins in her cloth bag. The player with most number of food coins at the end is the winner.

How to play

1. Select a number from 2 to 5 for whose table you wish to play. Say 4!
2. The first player will take out a food coin from her bag without looking inside. She will say the number out loud. If the number is not in the table of 4, then she will throw it in the food basket



3. Now it's the next player's turn and so on.

Before you start the game, write down the multiplication table on a paper. Encourage the kids to see this during the game, as many times as they want!


4. If you get a number that is in the table of 4, say CHEESE! and then shout out the multiplication fact for that number. For example if you get 28, then say 7 times 4 is 28.



5. You can collect all the food coins as your winning. Do not put it in the bag. Keep it in a separate pile besides you.

Do not put your winning in the cloth bag.
Keep it in a pile besides you

- The game ends when one of the player runs out of food coins in her cloth bag. The player with biggest pile of food coins, wins.



Master chef!

Intermediate, Competitive

Setup the game

1. Take out the food basket, the trash bin and the spinner
2. Take out all coins
3. Mix the food coins and distribute roughly equally among all players. The players must put these coins in their bags



Who moves first

The youngest player makes the first move. Others will move in the clockwise direction

Who wins?

The player with most coins at the end, wins. This is for the pros, the master chefs. So get ready to roll.

How to play?

1. The first player will start by spinning the spinner. She will select any one of the 2 numbers. Suppose she chose 4. The game will be played for table of 4.



2. The first player will take out a food coin from her bag without looking inside. She will say the number out loud. If the number is not in the table of 4, then she will throw it in the food basket. Now it is the next player's turn.

3. If you get a number that is in the table of 4, say CHEESE! and then shout out the multiplication fact for that number. For example if you get 28, then say 7 times 4 is 28.



4. You can collect all the food coins as your winning. Do not put it in the bag. Keep it in a separate pile besides you.

The winner gets to flick the spinner again and decide the new number for which everyone plays.

What if I get special coins?



Bonus coins

If you draw a bonus coin, collect that many food coins from each of the players. Others cannot give you buggy food coins. They have to give you food and desert coins only.

Desert coins

These are coins without numbers. If you draw them, simply put them in the food basket. Then it is the next player's turn




Buggy food coins

Some food is rotten and has bugs. If you draw a buggy food coin and throw it in the food basket, the bugs spoil all the food. You must now empty the food coins from the food basket.



6. The game ends when one of the player runs out of food coins in her cloth bag. The player with biggest pile of food coins, wins.



More math resources?

Want another gameplay? What about free worksheets on Multiplaction? For more math resources, visit our website.

For access, scan the QR code or visit the link given below.



www.logicroots.com/saycheesecafe/play

More math games

Why just Multiplaction? Discover more math games to make any topic fun for kids.

LOGIC ROOTS

Reinventing how kids practice Math



What is the team like?

We are a small & passionate team that loves math. For us, math is not just numbers but a key to the new world of technology. We want to help kids discover the joy of numbers.





Not happy with this game?

Each game is a product of love. But if we failed to meet your expectations or you need more help, please write to me on kunal@LogicRoots.com. I promise I will respond and resolve.



Need more?

For more math tools including free worksheets and newer gameplay videos, visit us on <https://logicroots.com>

 /LRLabs  /LRLabs
www.LogicRoots.com